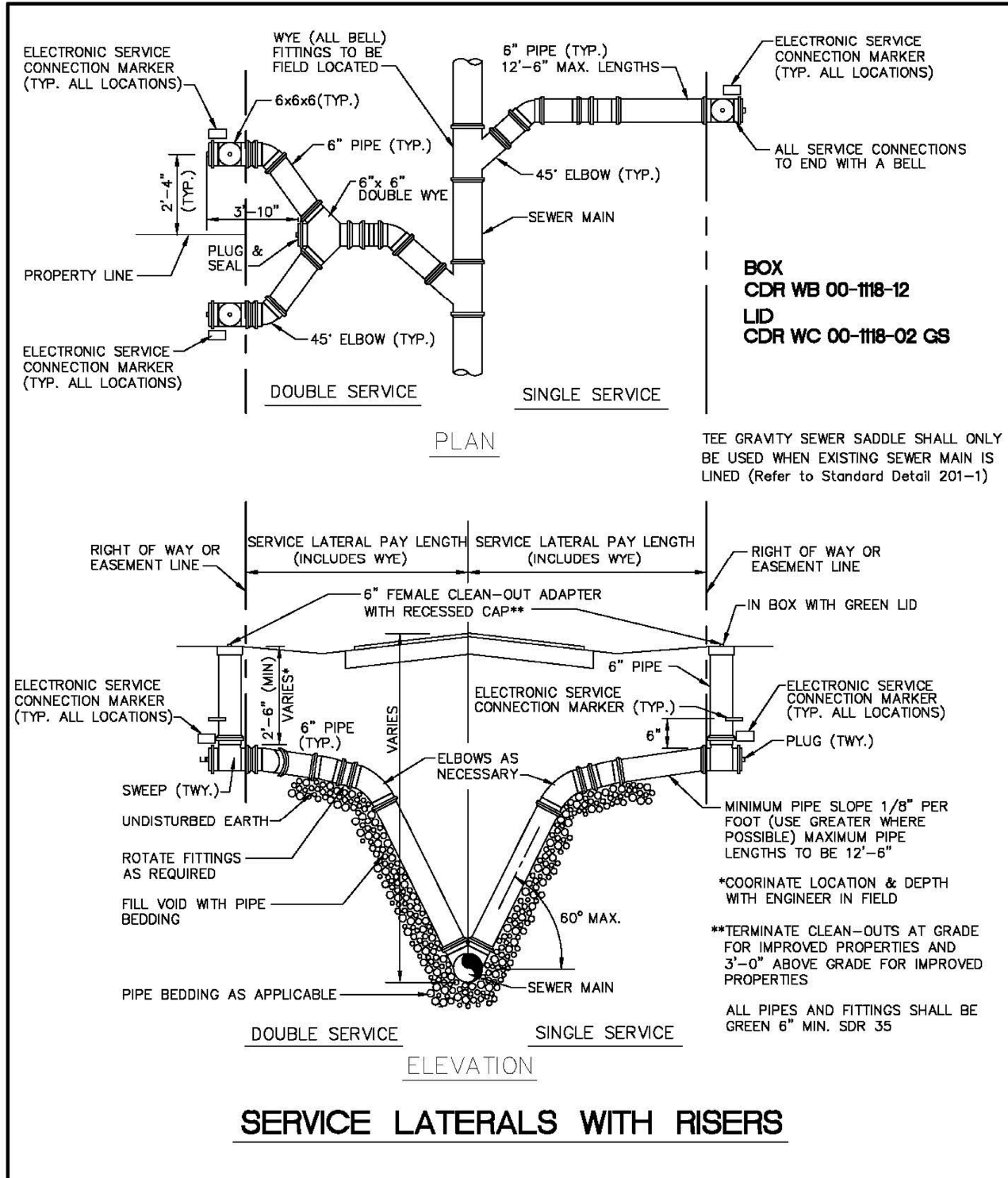
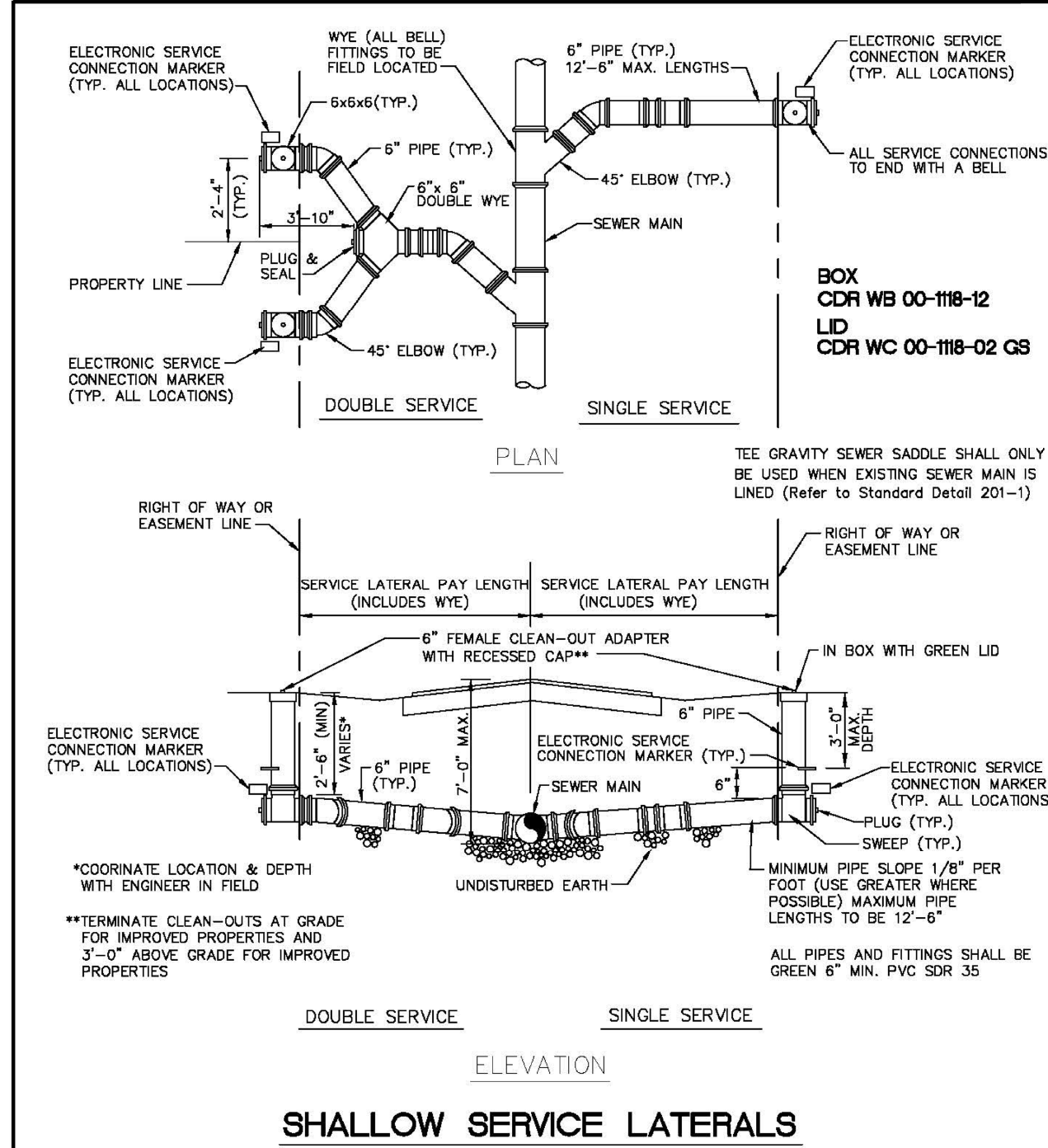


J:\City STANDARDS\2019 Standards Details\Sanitary 2-1.dwg, 11/2/2018 1:56:02 PM



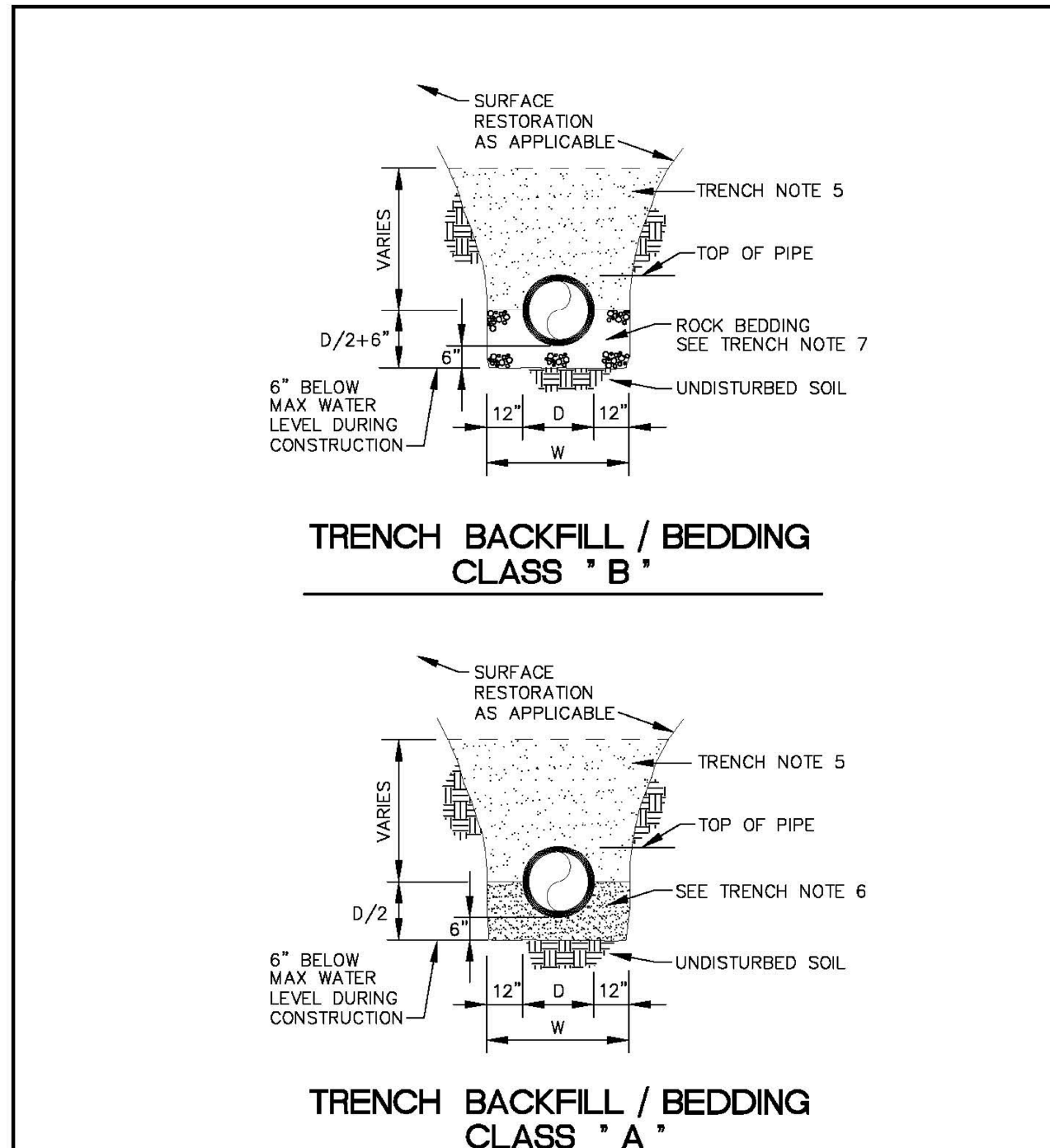
ENGINEERING STANDARDS 2019			
REVISIONS		ENGINEERING DIVISION CITY OF POMPAÑO BEACH	SERVICE LATERALS
BY	DATE		
T.W.	11-2007	SCALE: N.T.S.	DATE: JUNE 1996 DWG. NO. 200-1
S.S.	01/27/12		
S.S.	07/10/12		
S.S.	02/05/16		

J:\City STANDARDS\2019 Standards Details\Sanitary 2-1.dwg, 11/2/2018 1:56:27 PM



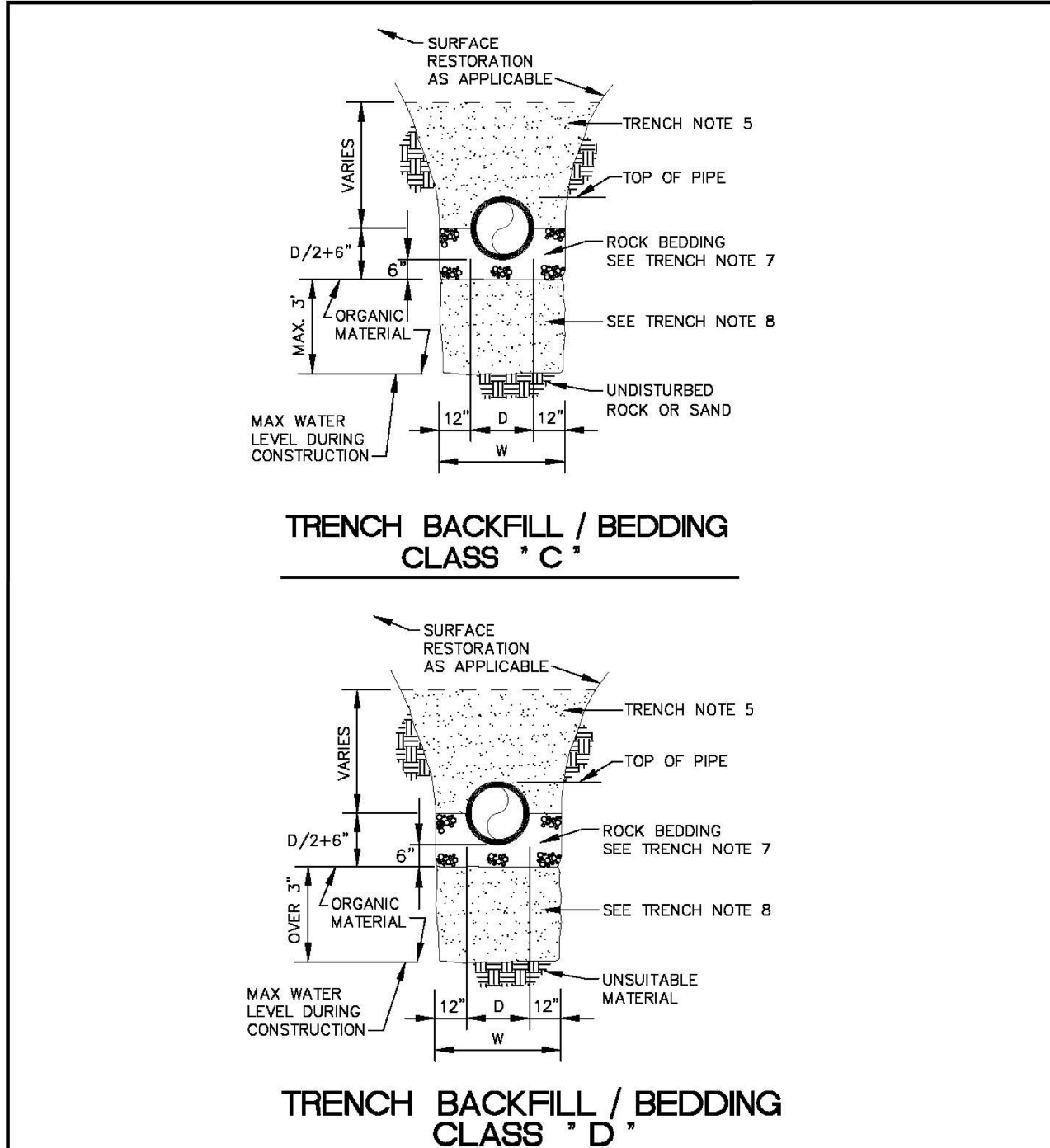
ENGINEERING STANDARDS 2019			
REVISIONS		ENGINEERING DIVISION CITY OF POMPAÑO BEACH	SERVICE LATERALS
BY	DATE		
T.W.	11-2007	SCALE: N.T.S.	DATE: JUNE 1996 DWG. NO. 200-2
S.S.	01/27/12		
S.S.	07/10/12		
S.S.	02/05/16		

J:\City STANDARDS\2019 Standards Details\Sanitary 2-1.dwg, 11/2/2018 1:59:06 PM



ENGINEERING STANDARDS 2019			
REVISIONS		ENGINEERING DIVISION CITY OF POMPAÑO BEACH	TRENCH BACKFILL / BEDDING
BY	DATE		
T.W.	11-2007	SCALE: N.T.S.	DATE: JUNE 1996 DWG. NO. 203-1
S.S.	01/27/12		
S.S.	07/10/12		
S.S.	02/05/16		

J:\City STANDARDS\2019 Standards Details\Sanitary 2-1.dwg, 11/2/2018 2:00:33 PM



ENGINEERING STANDARDS 2019			
REVISIONS		ENGINEERING DIVISION CITY OF POMPAÑO BEACH	TRENCH BACKFILL / BEDDING
BY	DATE		
T.W.	11-2007	SCALE: N.T.S.	DATE: JUNE 1996 DWG. NO. 203-2
S.S.	01/27/12		
S.S.	07/10/12		
S.S.	02/05/16		

1. OUTLINE OF TRENCH EXCAVATION IS FOR ILLUSTRATIVE PURPOSES ONLY. ACTUAL TRENCH WIDTH AND SHAPE WILL VARY WITH SOIL CONDITIONS. TRENCH EXCAVATION SHALL BE IN ACCORDANCE WITH THE "FLORIDA TRENCH SAFETY ACT" AND OSHA TRENCH SAFETY STANDARDS.
2. TYPICAL TRENCH BACKFILL/BEDDING FOR WATER MAIN AND FORCE MAIN INSTALLATIONS SHALL BE CLASS "A" AS SHOWN IN DETAIL.
3. TYPICAL TRENCH BACKFILL/BEDDING FOR GRAVITY SEWER INSTALLATION SHALL BE CLASS "B" AS SHOWN IN DETAIL.
4. TRENCH BACKFILL/BEDDING CLASS "C" AND CLASS "D" SHALL BE USED FOR PIPE INSTALLATIONS WHERE UNSUITABLE TRENCH MATERIALS ARE ENCOUNTERED.
5. TRENCH ZONE BACKFILL SHALL BE MATERIAL TYPE 1 OR TYPES A THRU H, OR ANY MIXTURE THEREOF, WHERE SURFACE RESTORATION TYPE "1" IS APPLICABLE, TRENCH ZONE BACKFILL SHALL BE PLACED IN 12" LIFTS, COMPACTED TO 90% OF THE MATERIAL'S MAXIMUM DENSITY AS DETERMINED BY ASTM D-697 (AASHTO T-99). WHERE SURFACE RESTORATION TYPES "2", "3" AND "4" ARE APPLICABLE, TRENCH BACKFILL SHALL BE PLACED IN 8" LIFTS COMPACTED TO 98% OF THE MATERIAL'S DENSITY AS DETERMINED BY ASTM D-698 (AASHTO T-99).
6. BEDDING MATERIAL FOR TYPICAL WATER MAIN AND FORCE MAIN INSTALLATION SHALL BE TYPE C. BEDDING SHALL BE COMPACTED TO 95% OF THE MATERIAL'S MAXIMUM DENSITY AS DETERMINED BY ASTM D-1557 (AASHTO T-180).
7. BEDDING MATERIAL FOR TYPICAL GRAVITY SEWER INSTALLATION AND ANY INSTALLATION WHERE UNSUITABLE TRENCH BOTTOM CONDITIONS ARE FOUND SHALL BE TYPE E. BEDDING SHALL BE PLACED IN LIFTS NOT TO EXCEED 6" AND COMPACTED TO 95% OF THE MATERIAL'S MAXIMUM DENSITY AS DETERMINED BY ASTM D-1557 (AASHTO T-180).
8. UNSUITABLE MATERIAL SHALL BE REMOVED TO UNDISTURBED ROCK OR SAND OR TO DEPTH AS SPECIFIED BY ENGINEER. BACKFILL MATERIAL SHALL BE TYPE C. BACKFILL SHALL BE PLACED IN 8" LIFTS COMPACTED TO 95% OF THE MATERIAL'S MAXIMUM DENSITY AS DETERMINED BY ASTM D-1557 (AASHTO T-180).

TRENCH BACKFILL / BEDDING NOTES

ENGINEERING STANDARDS 2019			
REVISIONS		ENGINEERING DIVISION CITY OF POMPAÑO BEACH	TRENCH BACKFILL / BEDDING
BY	DATE		
		SCALE: N.T.S.	DATE: JUNE 1996 DWG. NO. 203-3

J:\City STANDARDS\2019 Standards Details\Sanitary 2-1.dwg, 11/2/2018 2:01:27 PM

9. BEDDING TYPES - THE FOLLOWING TYPES OF SUITABLE MATERIALS ARE DESIGNATED AND DEFINED AS FOLLOWING:

TYPE A: CRUSHED LIMESTONE OR SAND WITH 100 PERCENT PASSING A 1 INCH SIEVE AND A SAND EQUIVALENT VALUE NOT LESS THAN 50.

TYPE B: CRUSHED LIMESTONE OR SAND WITH 100 PERCENT PASSING A 1/2 INCH SIEVE AND A SAND EQUIVALENT VALUE NOT LESS THAN 50.

TYPE C: SAND WITH 100 PERCENT PASSING A 3/8 INCH SIEVE, AT LEAST 90 PERCENT PASSING A NUMBER 4 SIEVE, AND A SAND EQUIVALENT VALUE NOT LESS THAN 30.

TYPE D: CRUSHED LIMESTONE WITH 100 PERCENT PASSING A 1 INCH SIEVE AND NOT MORE THAN 10 PERCENT A NUMBER 4 SIEVE.

TYPE E: CRUSHED LIMESTONE OR SAND WITH 100 PERCENT PASSING A 3/4 INCH SIEVE AND NOT MORE THAN 10 PERCENT PASSING A NUMBER 4 SIEVE.

TYPE F: CRUSHED LIMESTONE MEETING THE FOLLOWING GRADATION REQUIREMENTS.

SIEVE SIZE	PERCENTAGE PASSING
2 INCH	100
1-1/2 INCH	90-100
1 INCH	20-55
3/4 INCH	0-15
NO. 200	0-3

TRENCH BACKFILL / BEDDING NOTES

ENGINEERING STANDARDS 2019			
REVISIONS		ENGINEERING DIVISION CITY OF POMPAÑO BEACH	TRENCH BACKFILL / BEDDING
BY	DATE		
		SCALE: N.T.S.	DATE: JUNE 1996 DWG. NO. 203-4

DESIGNED: WFI DATE: 01/2023
DRAWN: WFI DATE: 01/2023
CHECKED: DATE:
PUBLISHED: 8/21/2023, 8:33:59 PM

WINNINGHAM & FRADLEY, INC.
ENGINEERS • PLANNERS • SURVEYORS
111 N.E. 440 STREET, OAKLAND PARK, FL 33334 954-771-7400 FAX 954-771-0298 www.winfrad.com


PALM AIRE TENNIS CENTER
RWB / LINARES ARCHITECTURE

CITY OF POMPAÑO BEACH
STANDARD SANITARY DETAILS

Know what's below.
Call before you dig.



Digitally signed
by Bealinda M Pell
DN: c=US,
o=Florida,
dnQualifier=A014
10D0000017FB6C
8143E00037A12,
cn=Bealinda M
Pell
Date: 2023.08.22
19:03:34 -04'00'



PZ23-12000009
10/04/2023